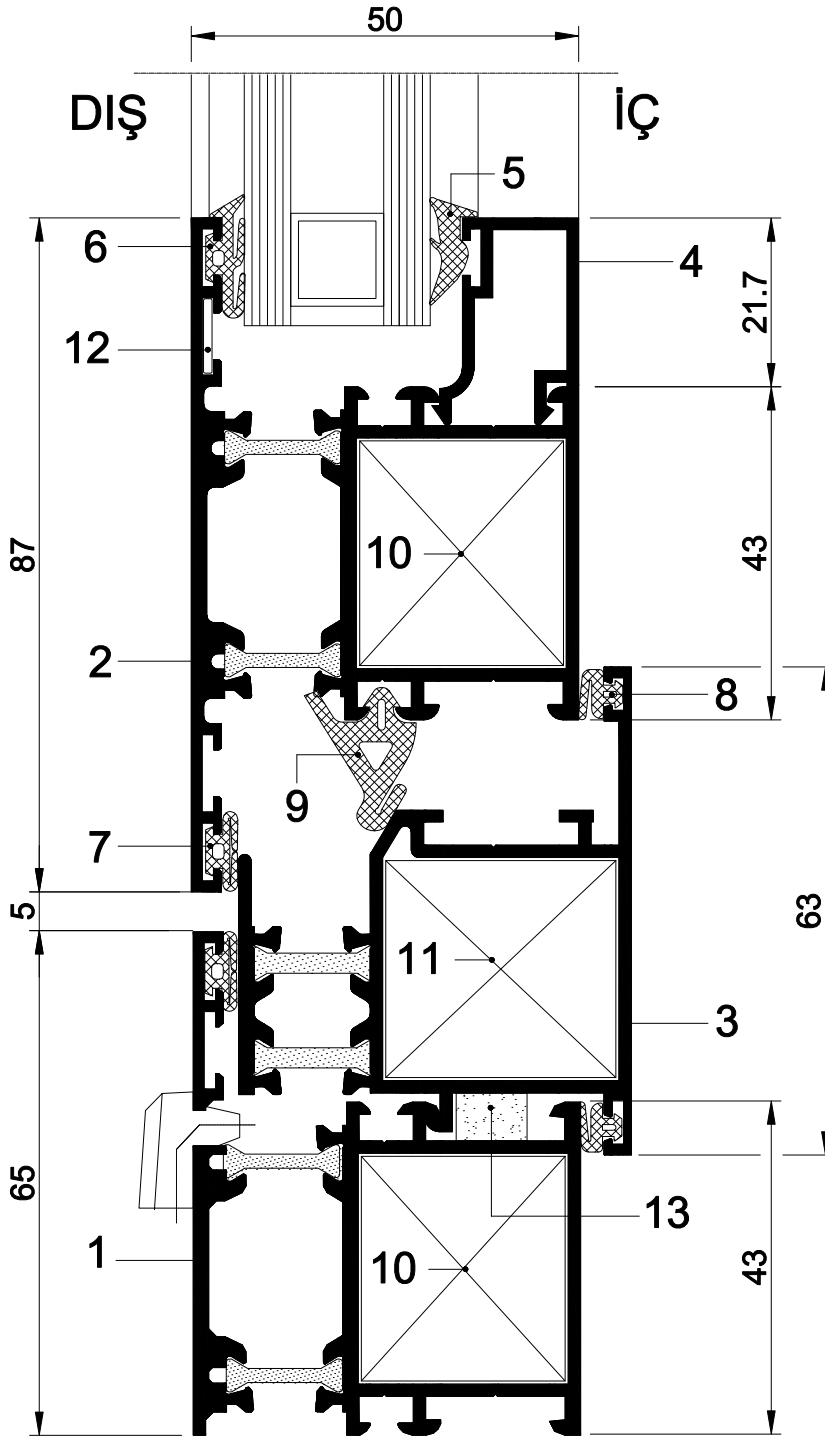


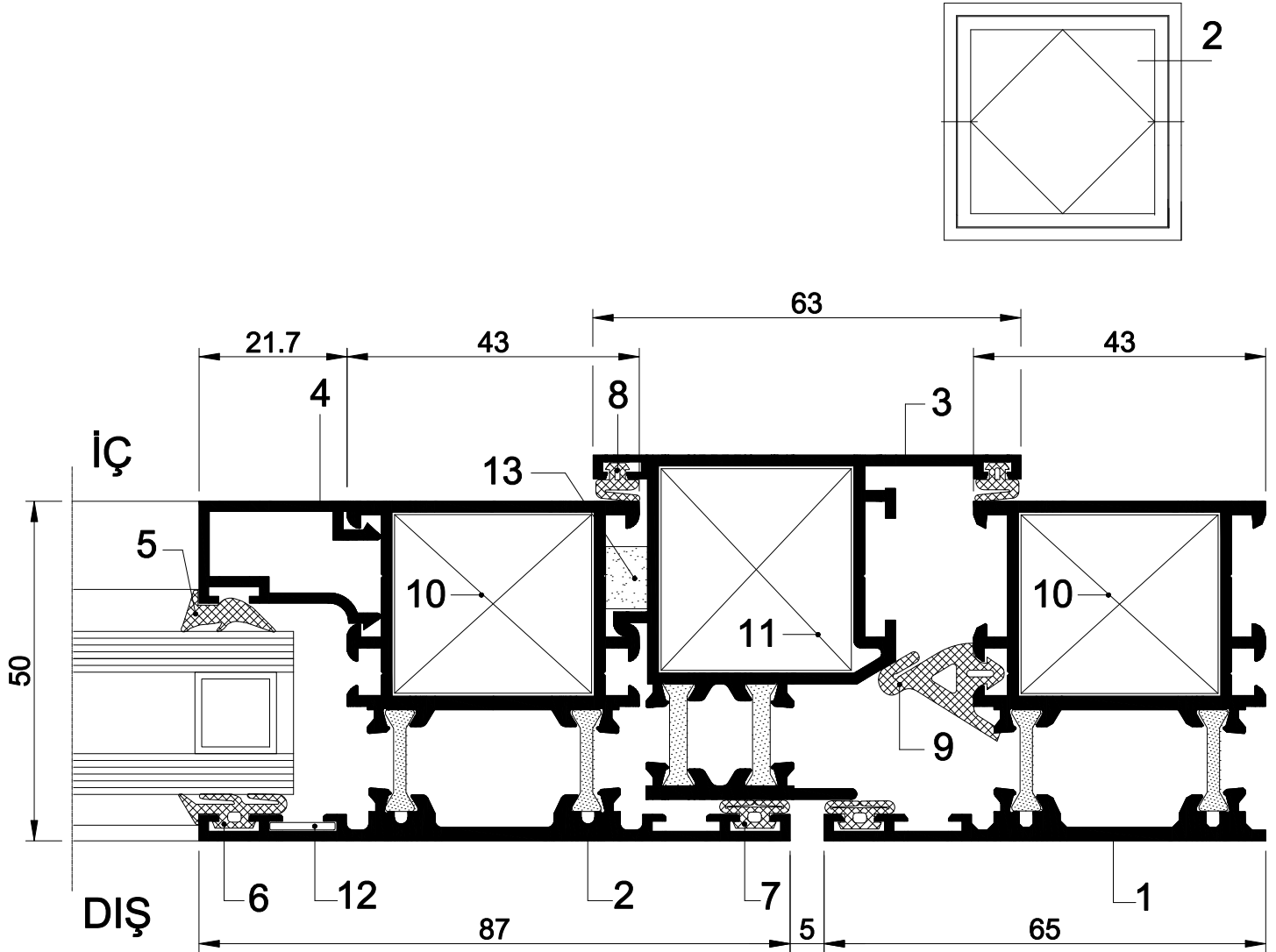
# DE 50 PİVOT



## 1 DETAYI

1. Kasa Profili	50 E 25	8. İç Bini Fitili	40 D 06
2. Kanat Profili	50 E 38	9. Kasa Takoz Fitili	50 D 23
3. Adaptör Profili	50 E 150	10. Köşe Takoza	99-1151
4. Cam Çıta Profili	40 E 73	11. Köşe Takoza	03-1992
5. İç Cam Fitili	40 D 03	12. Köşe Gönyesi	40 D 21
6. Dış Cam Fitili	40 D 02	13. Silikon yada bant	
7. Dış Bini Fitili	40 D 08		

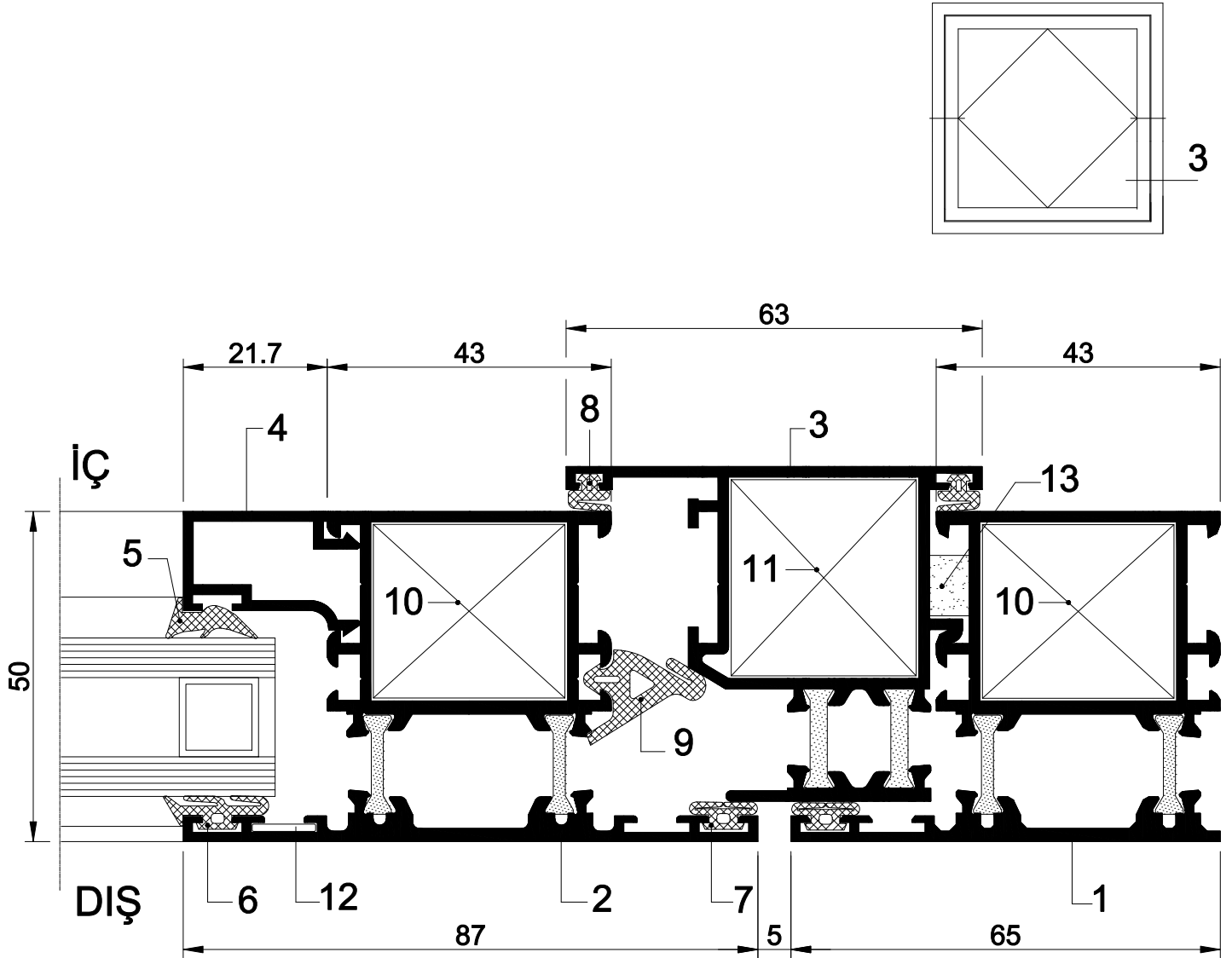
# DE 50 PİVOT



## 2 DETAYI

1. Kasa Profili	50 E 25	8. İç Bini Fiteli	40 D 06
2. Kanat Profili	50 E 38	9. Kasa Takoz Fiteli	50 D 23
3. Adaptör Profili	50 E 150	10. Köşe Takozu	99-1151
4. Cam Çıta Profili	40 E 73	11. Köşe Takozu	03-1992
5. İç Cam Fiteli	40 D 03	12. Köşe Gönyesi	40 D 21
6. Dış Cam Fiteli	40 D 02	13. Silikon yada bant	
7. Dış Bini Fiteli	40 D 08		

# DE 50 PİVOT



## 3 DETAYI

1. Kasa Profili	50 E 25	8. İç Bini Fiteli	40 D 06
2. Kanat Profili	50 E 38	9. Kasa Takoz Fiteli	50 D 23
3. Adaptör Profili	50 E 150	10. Köşe Takozu	99-1151
4. Cam Çıta Profili	40 E 73	11. Köşe Takozu	03-1992
5. İç Cam Fiteli	40 D 03	12. Köşe Gönyesi	40 D 21
6. Dış Cam Fiteli	40 D 02	13. Silikon yada bant	
7. Dış Bini Fiteli	40 D 08		