
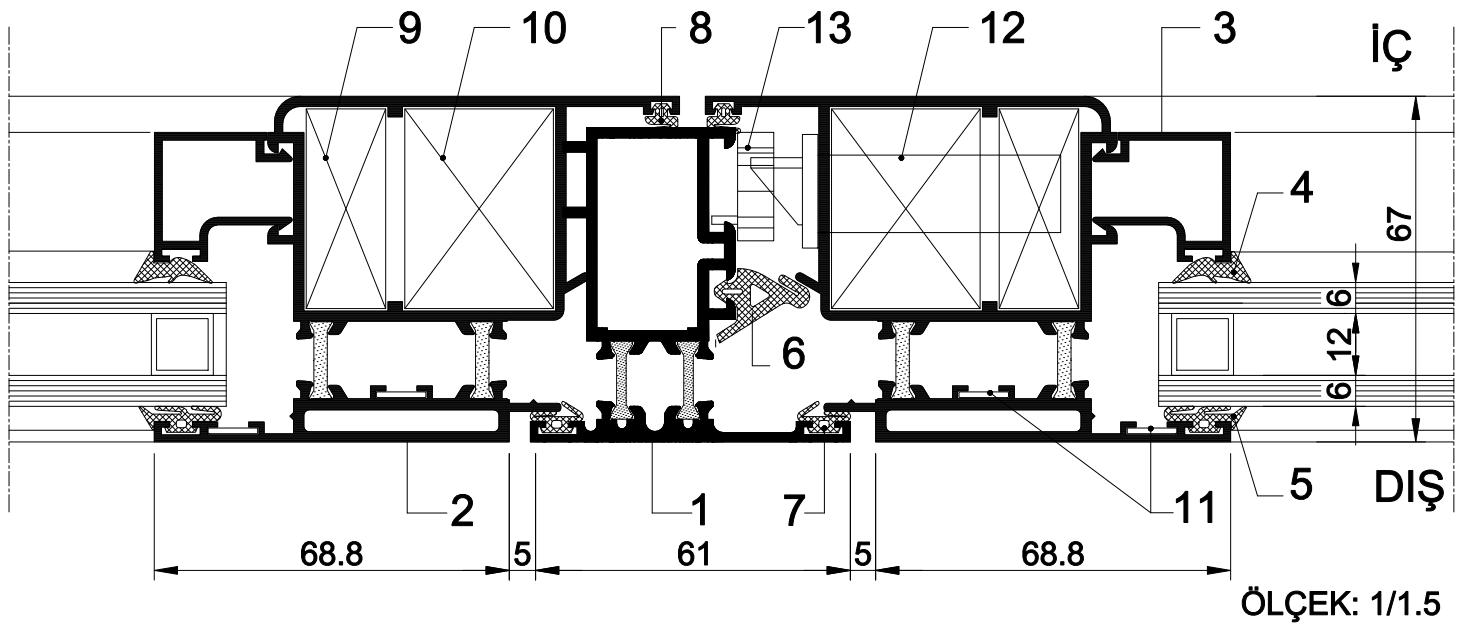


1 DETAYI

| | | | |
|----------------------|-------------------|-------------------|-------------------|
| 1. Kasa Profili | 60 E 38 | 10. Köşe Takozu | 99-1151 (39.1 mm) |
| 2. Kanat Profili | 60 E 29 | 11. Köşe Takozu | 89-100 (39.1 mm) |
| 3. Cam Çita Profili | 40 E 78 | 12. Menteşe | |
| 4. İç Cam Fitili | 40 D 03 | 13. Köşe Gönyesi | 40 D 21 |
| 5. Dış Cam Fitili | 40 D 02 | 14. Yalıtım Bantı | |
| 6. Kasa Takoz Fitili | 50 D 23 | 15. Korkasa | |
| 7. Dış Bini Fitili | 40 D 08 | 16. Silikon | |
| 8. İç Bini Fitili | 40 D 06 | 17. Mastik | |
| 9. Köşe Takozu | 99-1151 (32.1 mm) | 18. Bini Profili | 00-1322 |


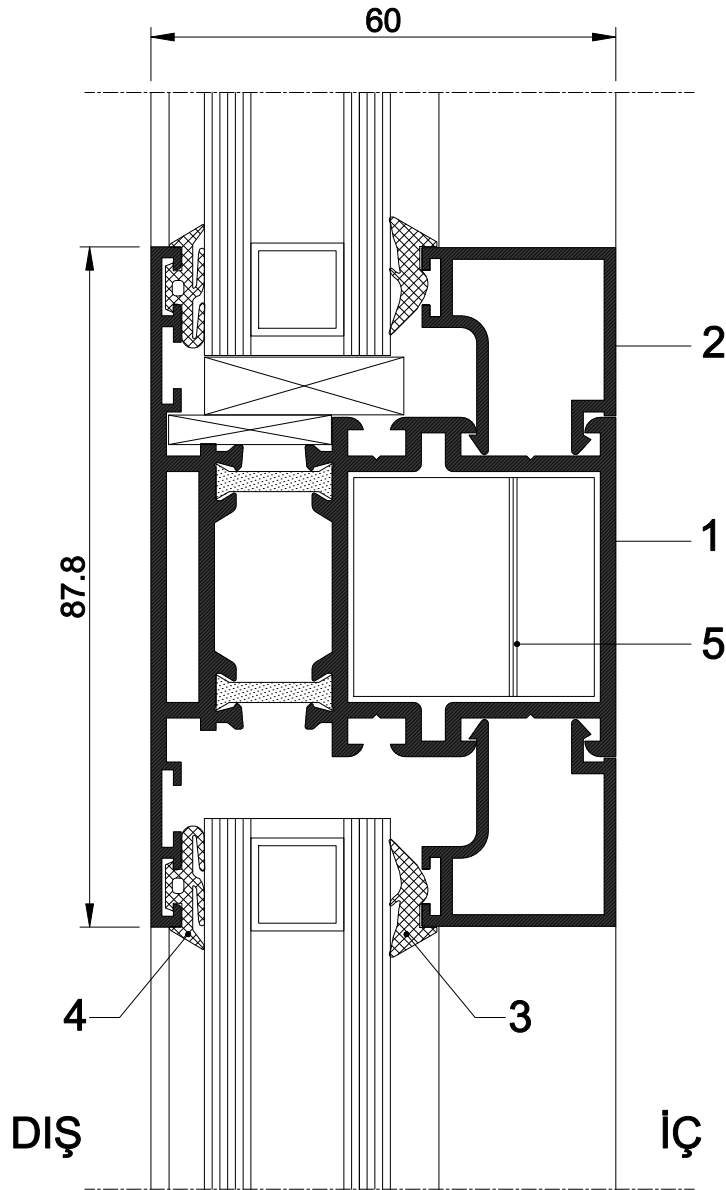


İçe Açılan Kapı



2 DETAYI


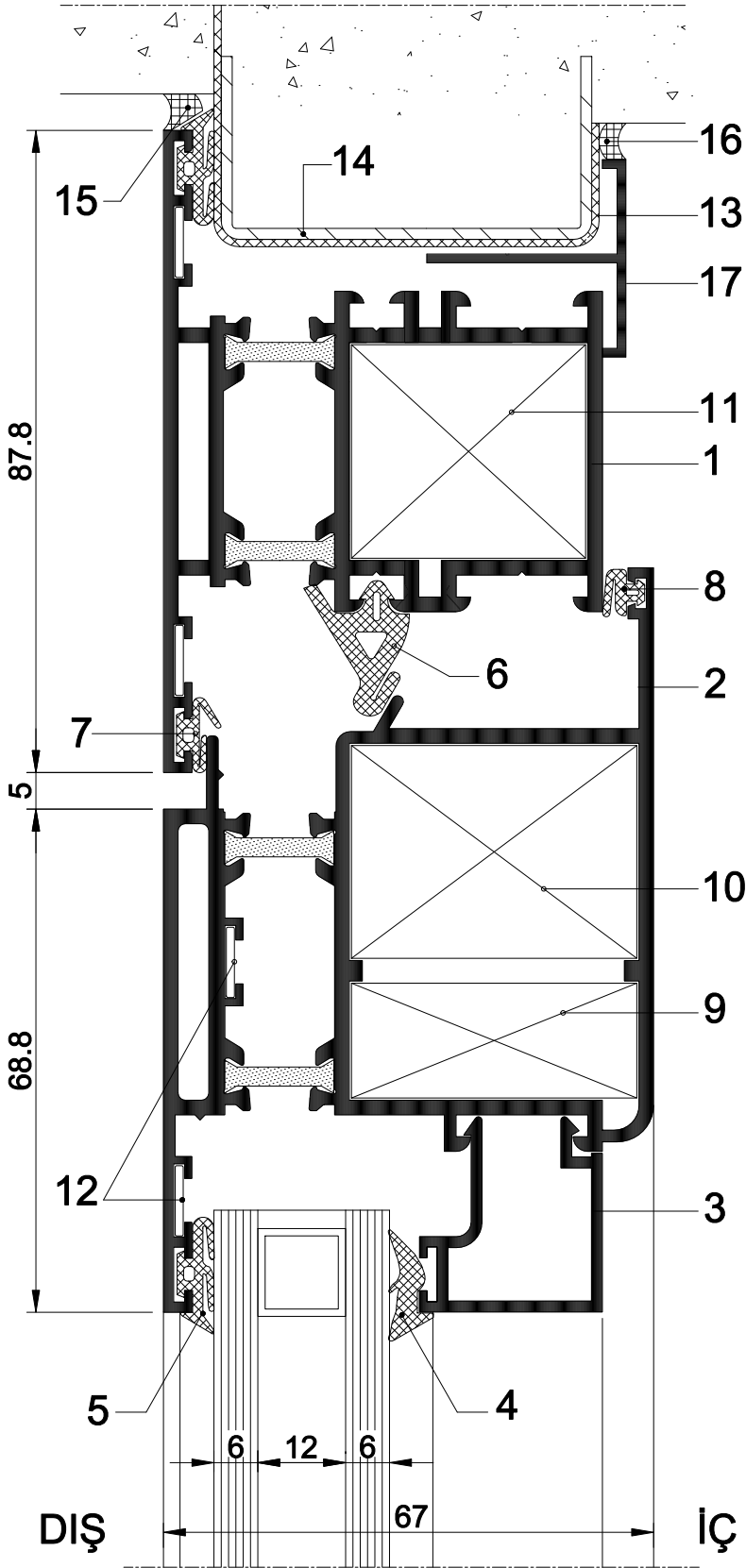
| | | | |
|-----------------------|---------|---------------------|-------------------|
| 1. Adaptör Profili | 60 E 33 | 8. İç Bini Fiteli | 40 D 06 |
| 2. Kanat Profili | 60 E 29 | 9. Köşe Takoğu | 89-100 (39.1 mm) |
| 3. Cam Çita Profili | 40 E 78 | 10. Köşe Takoğu | 99-1151 (39.1 mm) |
| 4. İç Cam Fiteli | 40 D 03 | 11. Köşe Gönyesi | 40 D 21 |
| 5. Dış Cam Fiteli | 40 D 02 | 12. Kilit | |
| 6. Kasa Takoğu Fiteli | 50 D 23 | 13. Kilit Karşılığı | 50 E 98 |
| 7. Dış Bini Fiteli | 40 D 08 | | |



İÇe Açılan Kapı

4 DETAYI


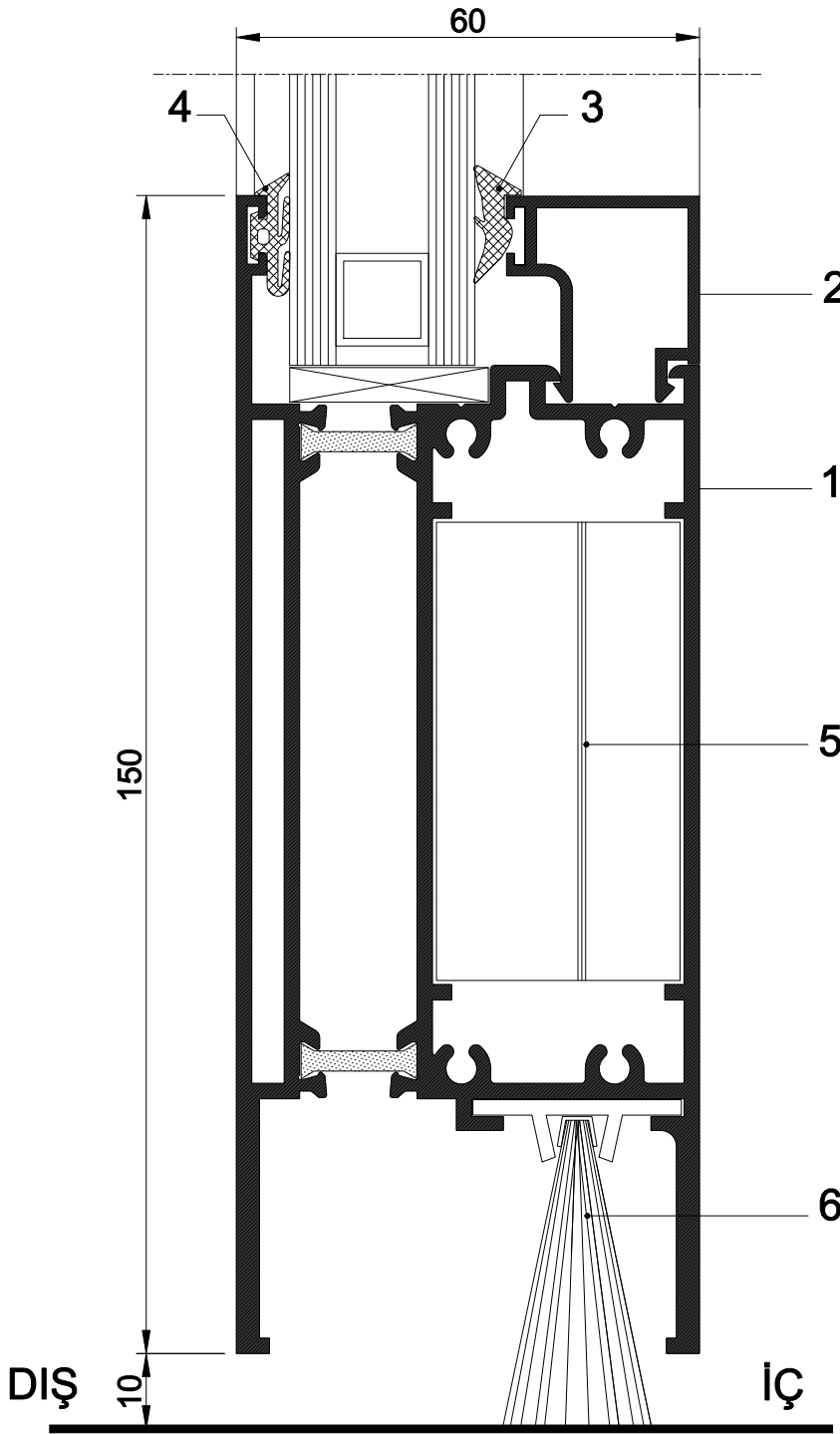
| | |
|---------------------|------------------|
| 1. Kayıt Profili | 60 E 38 |
| 2. Cam Çıta Profili | 40 E 78 |
| 3. İç Cam Fitili | 40 D 03 |
| 4. Dış Cam Fitili | 40 D 02 |
| 5. Çektirme Profili | 60 E 99 (32.1mm) |



İçe Açılan Kapı

| | |
|----------------------|-------------------|
| 1. Kasa Profili | 60 E 38 |
| 2. Kanat Profili | 60 E 29 |
| 3. Cam Çıta Profili | 40 E 78 |
| 4. İç Cam Fiteli | 40 D 03 |
| 5. Dış Cam Fiteli | 40 D 02 |
| 6. Kasa Takoz Fiteli | 50 D 23 |
| 7. Dış Bini Fiteli | 40 D 08 |
| 8. İç Bini Fiteli | 40 D 06 |
| 9. Köşe Takoza | 89 100 (39.1 mm) |
| 10. Köşe Takoza | 99-1151 (39.1 mm) |
| 11. Köşe Takoza | 99-1151 (32.1 mm) |
| 12. Köşe Gönyesi | 40 D 21 |
| 13. Yalıtım Bantı | |
| 14. Korkasa | |
| 15. Silikon | |
| 16. Mastik | |
| 17. Bini Profili | 00-1322 |

3 DETAYI



5
İçe Açılan Kapı

5 DETAYI

- | | |
|-------------------------------|-------------------|
| 1. Etek Profili | 60 E 32 |
| 2. Cam Çita Profili | 40 E 78 |
| 3. İç Cam Fiteli | 40 D 03 |
| 4. Dış Cam Fiteli | 40 D 02 |
| 5. Çektirme Profili | 60 E 99 (59.1 mm) |
| 6. "U" Tipi Kapı Altı Fırçası | |