












































EC 50 SİSTEM

00-1322

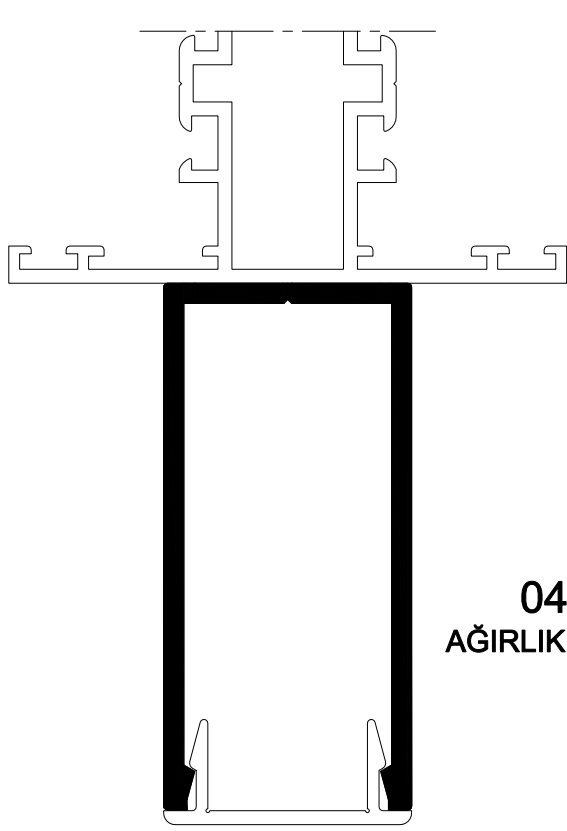
Ağırlık: 0.185 kg/mt

NO	PROFİL ŞEKLİ	PROFİL KODU	KALIP NO	AÇIKLAMA	AĞIRLIK (kg/mt.)	SAYFA NO
1		03-1913	03-1913	Kayıt Profili ve Kasa Profili (Dar)	1.251	3
2		03-1918	03-1918	Kayıt Profili ve Kasa Profili (Geniş)	1.414	3
3		03-1914	03-1914	Düz Kasa Profili (Geniş)	1.252	3
4		03-1923	03-1923	Kanat Profili (Dar)	1.235	3
5		03-2038	03-2038	Kayıt Profili ve Kasa Profili (Geniş)	1.090	4
6		03-1921	03-1921	İçe Açılan Kapı Kanat Profili	1.530	4
7		03-1922	03-1922	Dışa Açılan Kapı Kanat Profili	1.546	4
8		03-1935	03-1935	Çift Kanat Adaptör Profili	1.117	6
9		03-1915	03-1915	Adaptör Profili	0.569	6
10		03-2039	03-2039	Çarpma Kapı Adaptör Profili	0.353	4
11		04-2056	04-2056	Çarpma Kapı Adaptör Profili	0.410	4
12		03-1934	03-1934	90° Köşe Profili	1.127	5
13		03-1941	03-1941	90° Geniş Köşe Profili	1.401	5
14		03-1920	03-1920	135° Geniş Köşe Profili	1.356	5
15		03-1940	03-1940	135° Geniş Köşe Profili	1.149	5
16		03-1919	03-1919	135° Geniş Köşe Profili	0.977	5
17		03-1917	03-1917	Etek Profili	1.842	6
18		03-1916	03-1916	Griyalı Orta Kayıt Profili	1.960	7
19		04-2066	04-2066	D Kasa Profili	2.516	6
20		88-033	88-033	Tij Profili	0.129	7
21		50 E 98	00-1503	Kilit Karşılığı Profili	0.420	7
22		00-1322	00-1322	Bini Profili	0.185	7
23		40 E 70	99-1215	Cam Çıtası Profili	0.275	8
24		40 E 71	00-1386	Cam Çıtası Profili	0.202	8
25		40 E 72	00-1384	Cam Çıtası Profili	0.488	8
26		40 E 73	00-1473	Cam Çıtası Profili	0.310	8
27		40 E 74	00-1472	Cam Çıtası Profili	0.313	8
28		40 E 75	00-1473	Cam Çıtası Profili	0.323	8
29		40 E 76	01-1575	Cam Çıtası Profili	0.400	8
30		40 E 77	00-1574	Cam Çıtası Profili	0.388	8

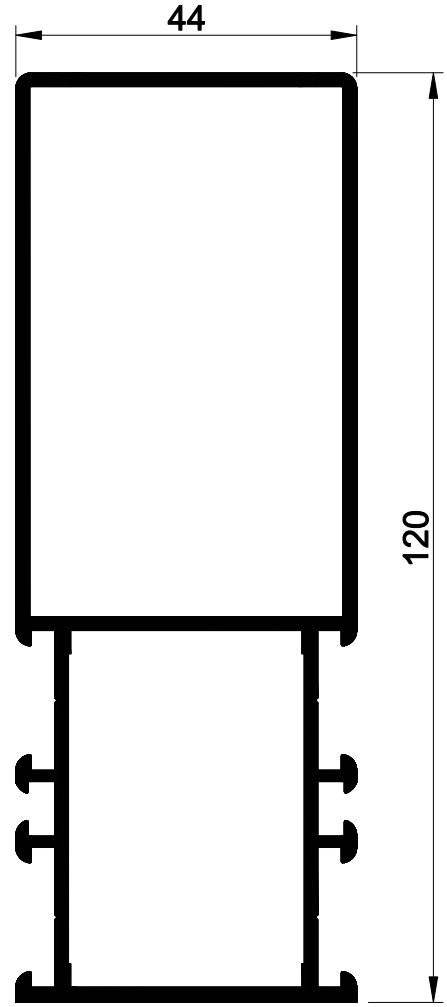
NOT : Yukarıdaki profil birim ağırlıkları bilgisayarda tespit edilmiş, teorik ağırlıklardır.

NO	PROFİL ŞEKLİ	PROFİL KODU	KALIP NO	AÇIKLAMA	AĞIRLIK (kg/mt.)	SAYFA NO
31		40 E 78	01-1573	Cam Çıtası Profili	0.359	8
32		03-1938	03-1938	Köşe Takozu	6.429	9
33		01-1659	01-1659	Köşe Takozu	4.565	9
34		99-1151	99-1151	Köşe Takozu	7.195	9
35		93-517	93-517	Köşe Takozu	5.972	9
36		01-1660	01-1660	Köşe Takozu	2.063	9
37		97-804	97-804	Köşe Takozu	3.680	9
38		03-1983	03-1983	"U" Bağlantı Profili	0.776	9
39		97-936	97-936	"U" Bağlantı Profili	0.412	9
40		05-2245	05-2245	109° geniş köşe profili	1.186	5
41		05-2166	05-2166	Bini profili	0.257	7
42		04-2179	04-2179	Takviye Profili	1.201	7
43		07-2703	07-2703	Takviye Profili	0.763	7
44		04-2178	04-2179	Takviye Profili Kapağı	0.255	7
45						
46						
47						
48						
49						
50						
51						
52						
53						
54						
55						
56						
57						
58						
59						
60						

NOT : Yukarıdaki profil birim ağırlıkları bilgisayarda tespit edilmiş, teorik ağırlıklardır.

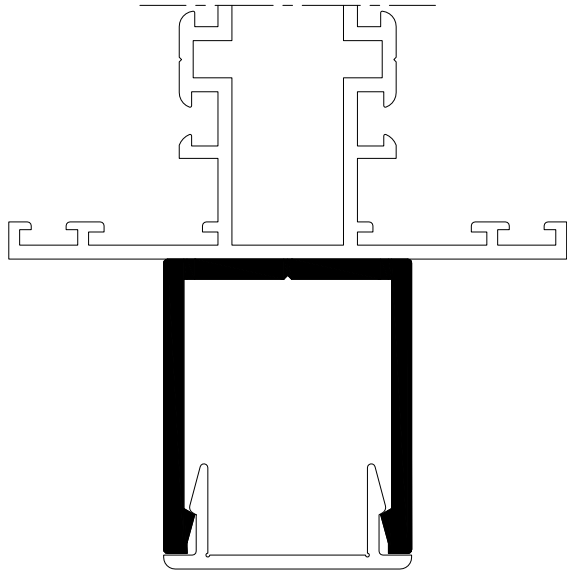


04-2179
AĞIRLIK : 1.201 kg/mt.

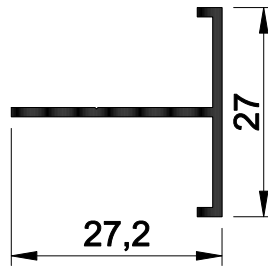


03-1916
AĞIRLIK : 1.960 kg/mt.

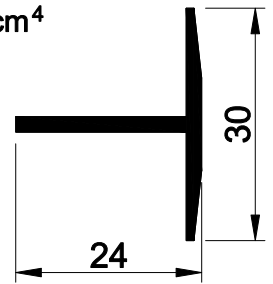
JX: 112.84 cm⁴
JY: 21.85 cm⁴



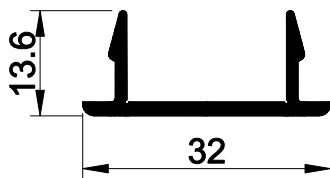
07-2703
AĞIRLIK : 0.763 kg/mt.



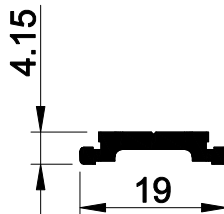
00-1322
Ağırlık: 0.185 kg/mt



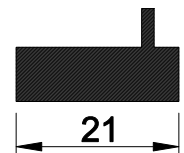
05 2166
Ağırlık: 0.257 kg/mt



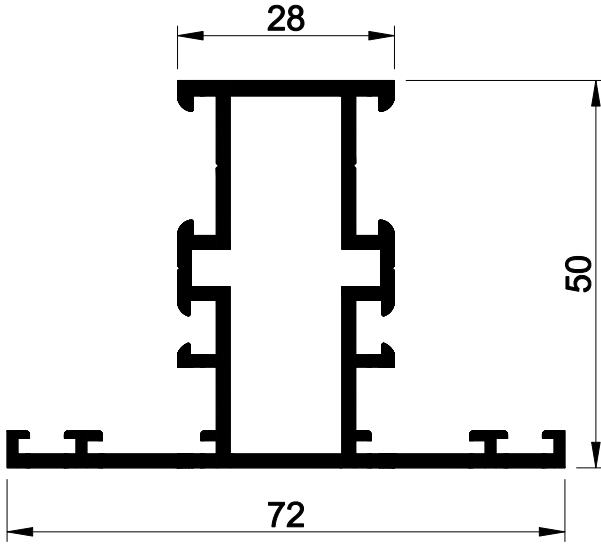
04-2178
AĞIRLIK : 0.255 kg/mt.



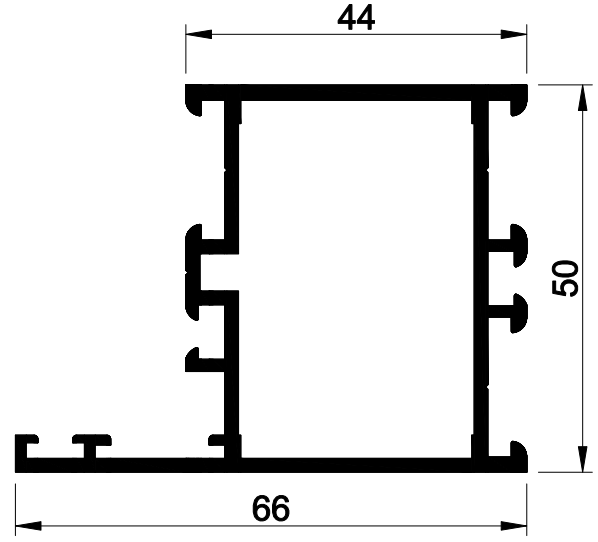
88-033
Ağırlık: 0.129 kg/mt



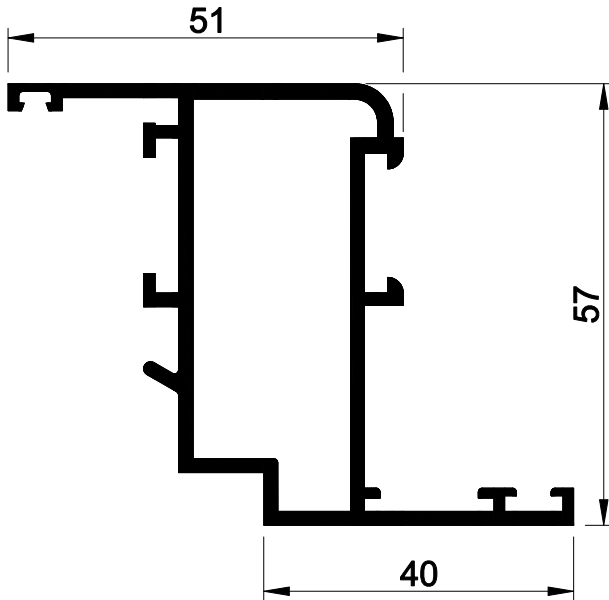
50 E 98
Ağırlık: 0.420 kg/mt



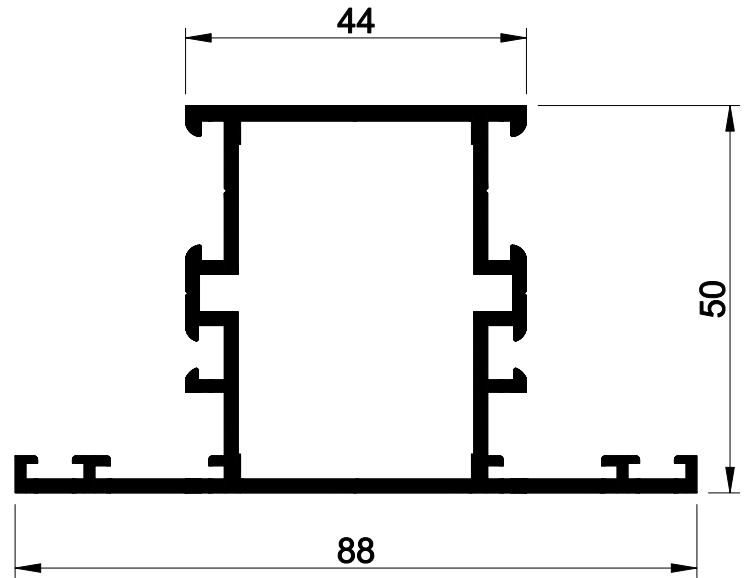
03-1913
AĞIRLIK : 1.251 kg/mt.
JX: 14.42 cm⁴
JY: 10.84 cm⁴



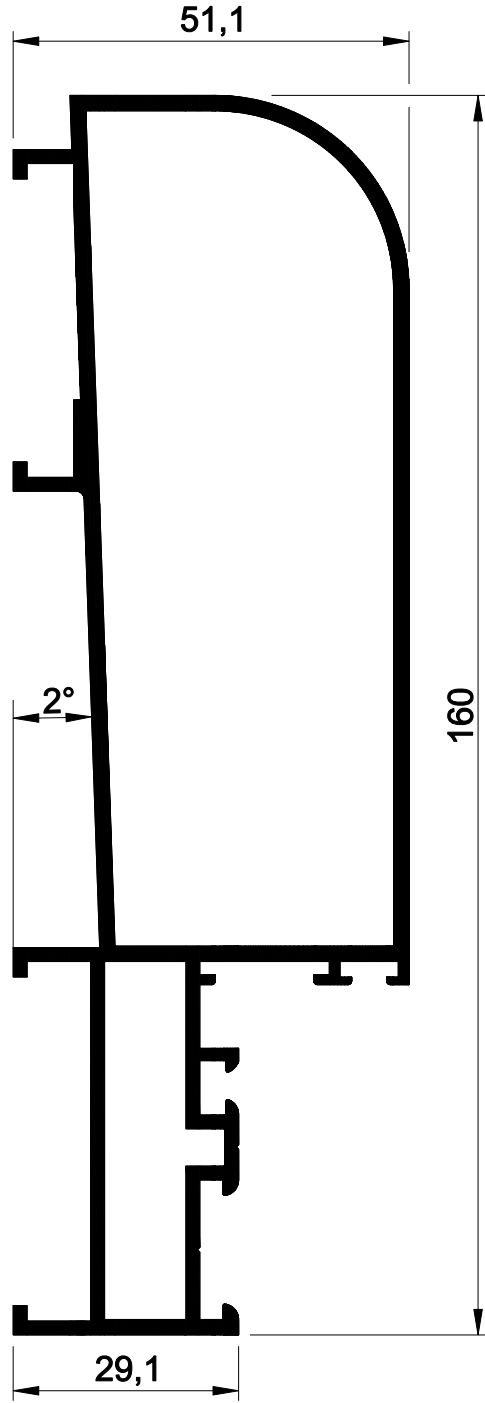
03-1914
AĞIRLIK : 1.252 kg/mt.
JX: 19.86 cm⁴
JY: 12.15 cm⁴



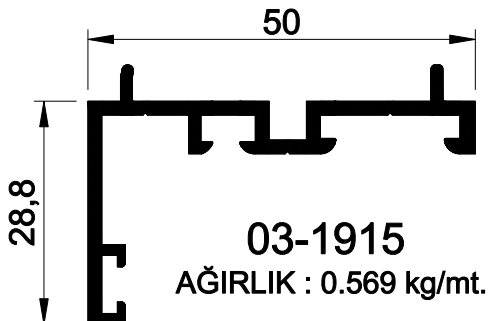
03-1923
AĞIRLIK : 1.235 kg/mt.
JX: 24.44 cm⁴
JY: 7.23 cm⁴



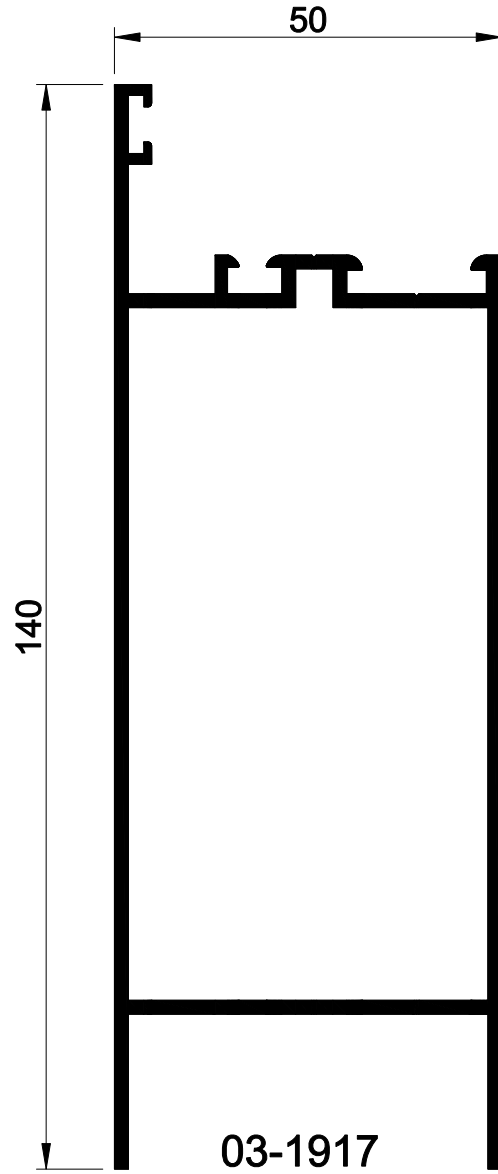
03-1918
AĞIRLIK : 1.414 kg/mt.
JX: 23.41 cm⁴
JY: 18.35 cm⁴



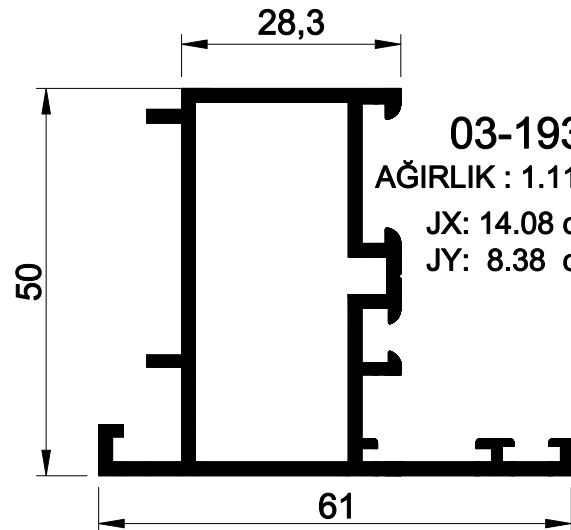
04-2066
AĞIRLIK : 2.516 kg/mt.



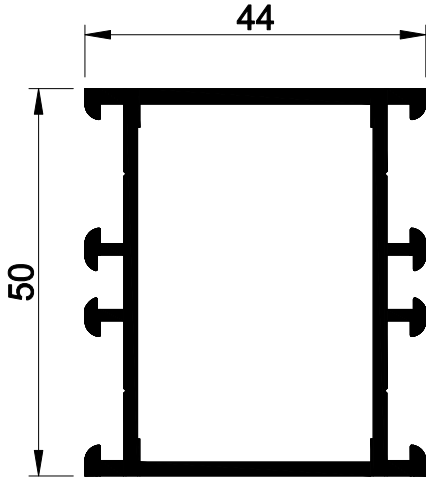
03-1915
AĞIRLIK : 0.569 kg/mt.



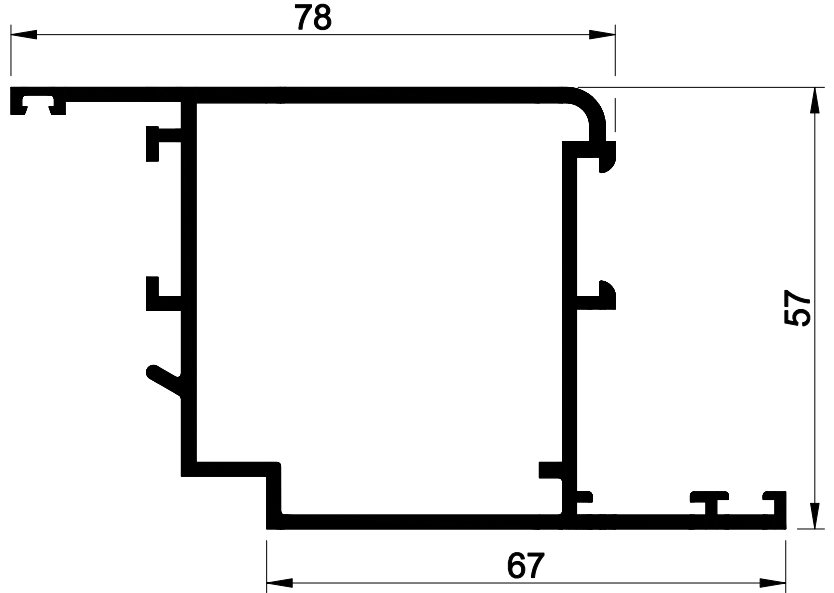
03-1917
AĞIRLIK : 1.842 kg/mt.



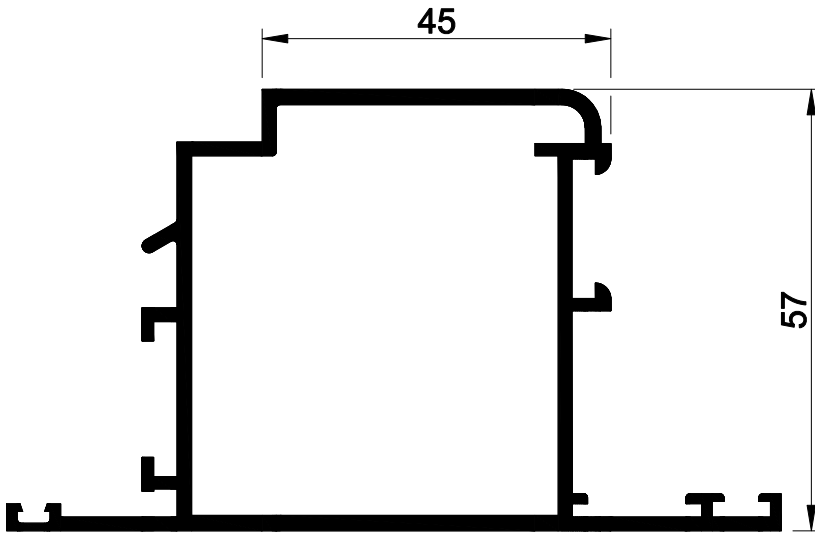
03-1935
AĞIRLIK : 1.117 kg/mt.
JX: 14.08 cm⁴
JY: 8.38 cm⁴



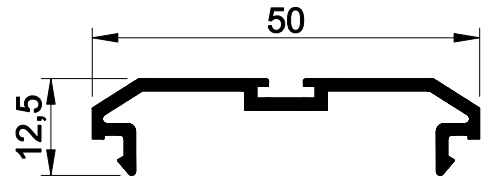
03-2038
Ağırlık: 1.090 kg/mt
JX: 13.61 cm⁴
JY: 9.77 cm⁴



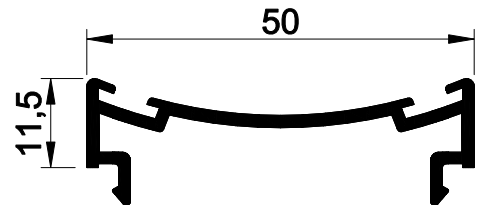
03-1921
AĞIRLIK : 1.530 kg/mt.
JX: 45.22 cm⁴
JY: 20.46 cm⁴



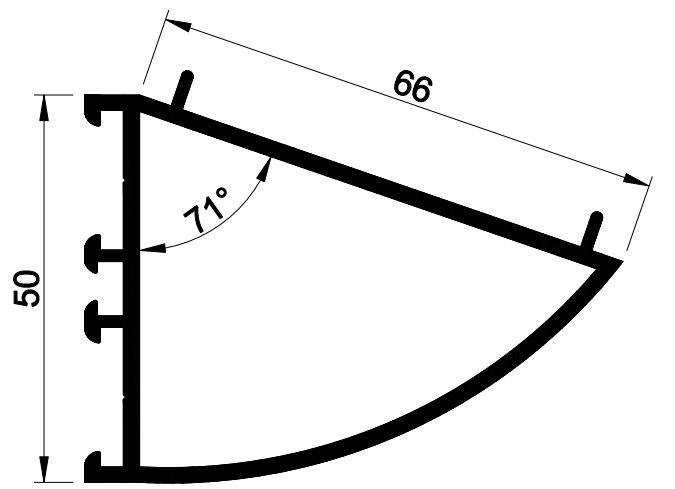
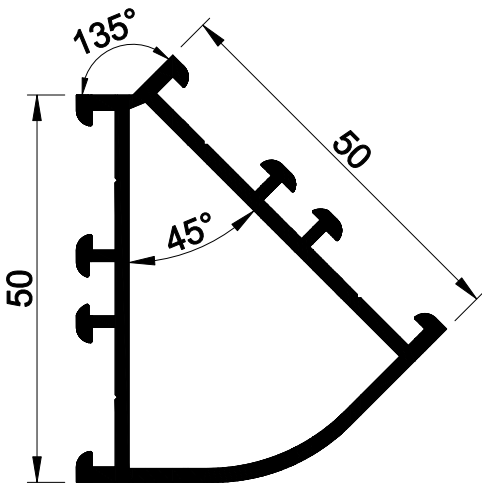
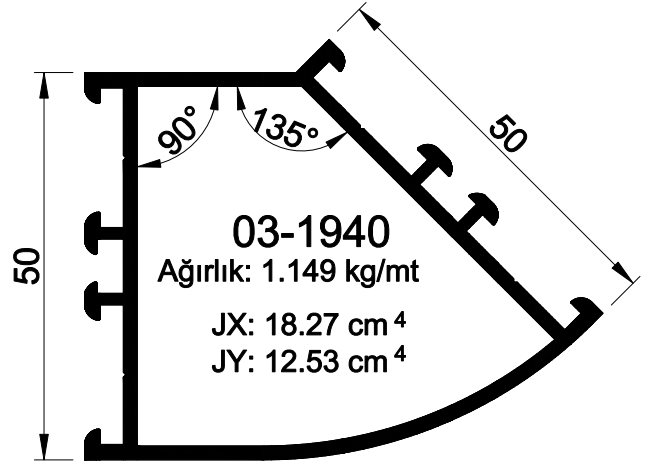
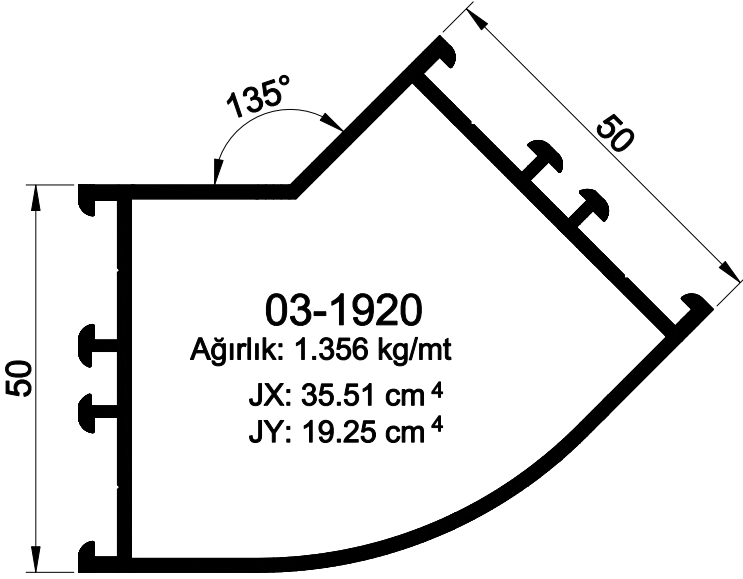
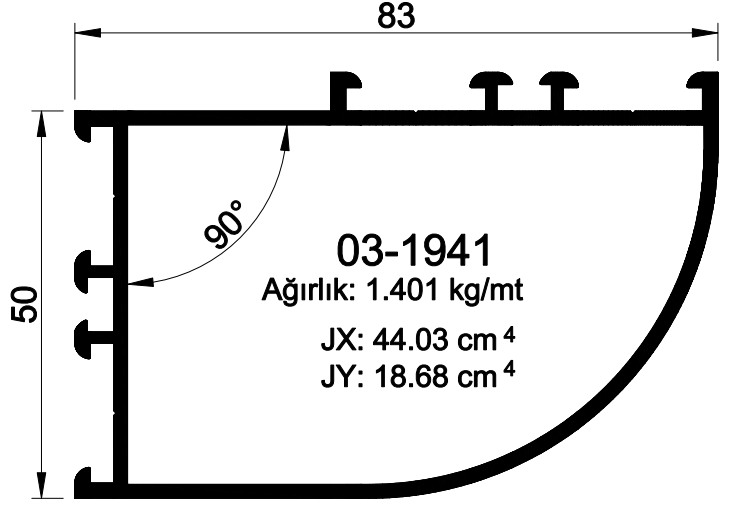
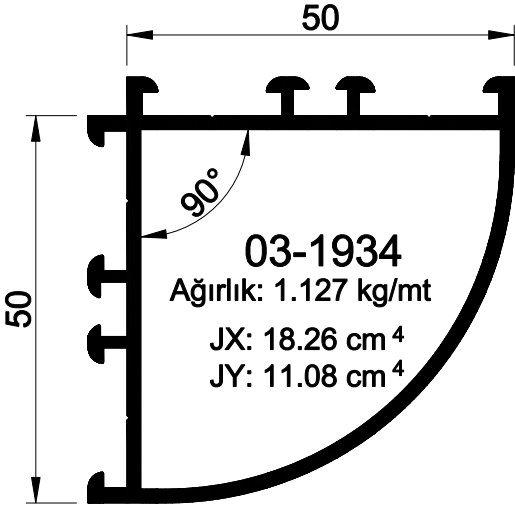
03-1922
AĞIRLIK : 1.546 kg/mt.
JX: 37.46 cm⁴
JY: 27.37 cm⁴



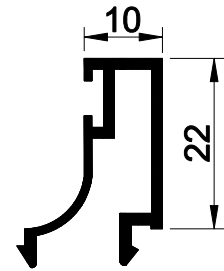
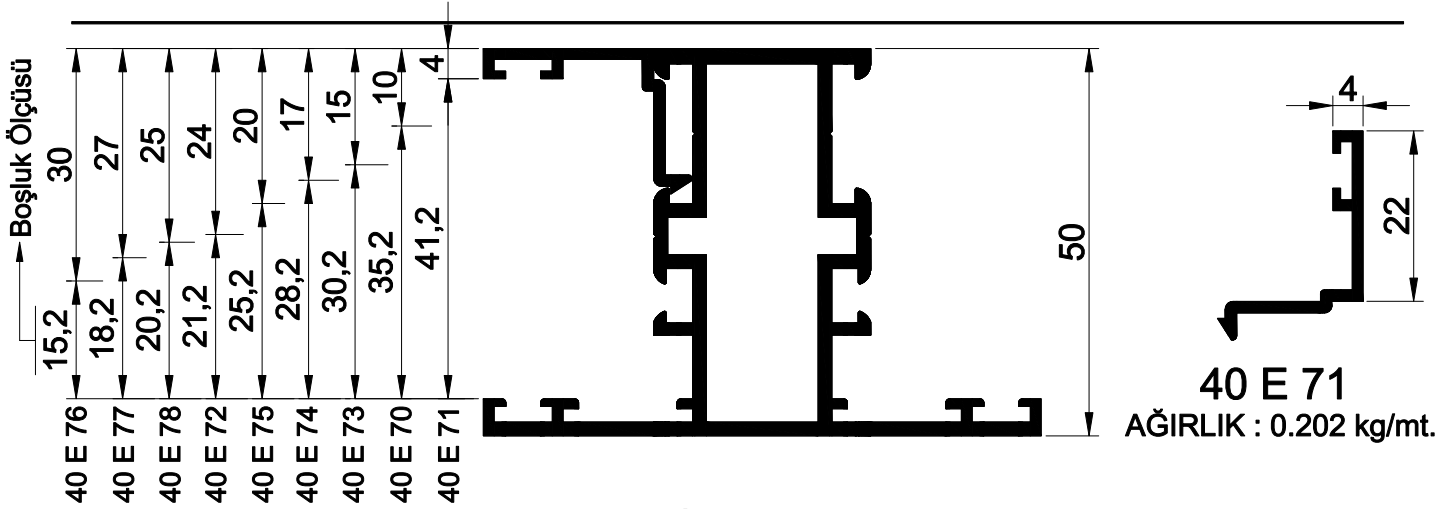
03-2039
AĞIRLIK : 0.353 kg/mt.



04-2056
AĞIRLIK : 0.410 kg/mt.

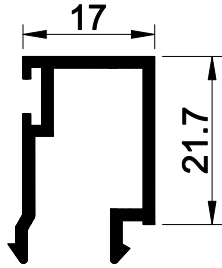


EC 50 SİSTEM



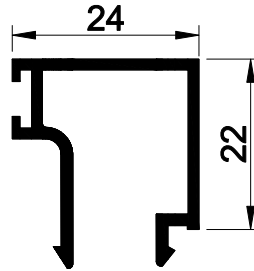
40 E 70

AĞIRLIK : 0.275 kg/mt.



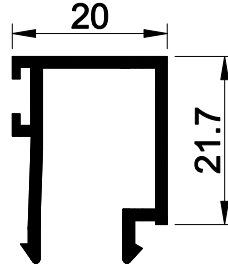
40 E 74

AĞIRLIK : 0.313 kg/mt.



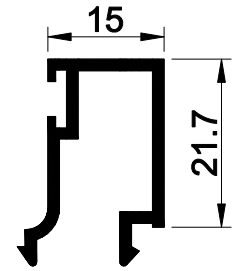
40 E 72

AĞIRLIK : 0.488 kg/mt.



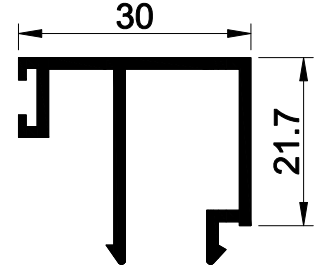
40 E 75

AĞIRLIK : 0.323 kg/mt.



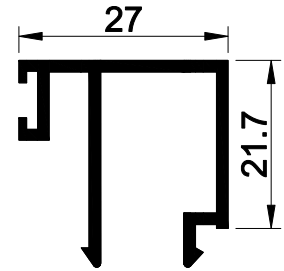
40 E 73

AĞIRLIK : 0.310 kg/mt.



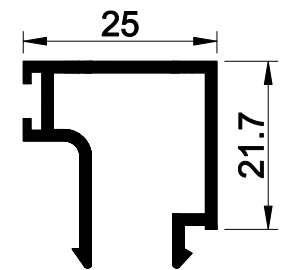
40 E 76

AĞIRLIK : 0.400 kg/mt.



40 E 77

AĞIRLIK : 0.388 kg/mt.



40 E 78

AĞIRLIK : 0.359 kg/mt.

Malzeme Kalınlığı	Çıta Profili	İç Cam Fıtlı	Dış Cam Fıtlı
8 mm	40 E 76	40 D 05 (4mm)	40 D 02 (3mm)
9 mm	40 E 76	40 D 03 (3mm)	40 D 02 (3mm)
12 mm	40 E 77	40 D 03 (3mm)	40 D 02 (3mm)
13 mm	40 E 78	40 D 05 (4mm)	40 D 02 (3mm)
14 mm	40 E 72	40 D 05 (4mm)	40 D 02 (3mm)
15 mm	40 E 72	40 D 03 (3mm)	40 D 02 (3mm)
18 mm	40 E 75	40 D 05 (4mm)	40 D 02 (3mm)
19 mm	40 E 75	40 D 03 (3mm)	40 D 02 (3mm)
23 mm	40 E 73	40 D 05 (4mm)	40 D 02 (3mm)
24 mm	40 E 73	40 D 03 (3mm)	40 D 02 (3mm)
28 mm	40 E 70	40 D 05 (4mm)	40 D 02 (3mm)
29 mm	40 E 70	40 D 03 (3mm)	40 D 02 (3mm)
30 mm	40 E 70	HY18 (2mm)	40 D 02 (3mm)
34 mm	40 E 71	40 D 05 (4mm)	40 D 02 (3mm)
35 mm	40 E 71	40 D 03 (3mm)	40 D 02 (3mm)
36 mm	40 E 71	HY18 (2mm)	40 D 02 (3mm)