




















NO	PROFİL ŞEKLİ	PROFİL KODU	AÇIKLAMA	AĞIRLIK (kg/mt.)	SAYFA NO
1		89-147 89-148	Kasa Profili	1.205	2
2		89-130 89-131	Kanat Profili	1.408	2
3		92-432 92-433	Kanat Profili	1.722	2
4		89-128 89-129	Orta Kayıt Profili	1.476	2
5		88-027	Kaşa T'si	0.386	2
6		94-655	Kasa T'si	0.156	2
7		89-108	Damlalık Profili	0.262	2
8		88-033	Tij Profili	0.130	2
9		89-100	Köşe Takozu	4.169	4
10		99-1054	Köşe Takozu	9.235	4
11		02-1778	Köşe Takozu	4.046	4
12		89-115	Çektirme Profili	0.337	4
13		88-009	Çam Çita Profili	0.285	3
14		88-011	Çam Çita Profili	0.364	3
15		89-151	Çam Çita Profili	0.291	3
16		92-484	Çam Çita Profili	0.260	3
17		92-483	Çam Çita Profili	0.298	3
18		93-564	Çam Çita Profili	0.299	3
19		88-010	Çam Çita Profili	0.353	3

NOT : Yukarıdaki profil birim ağırlıkları bilgisayarda tespit edilmiş, teorik ağırlıklardır.