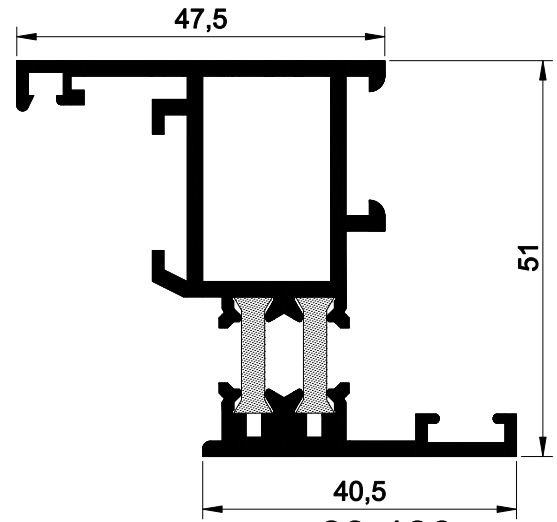


89-147

AĞIRLIK:1.205 kg/mt.

JX : 14.352 cm⁴

JY : 5.565 cm⁴

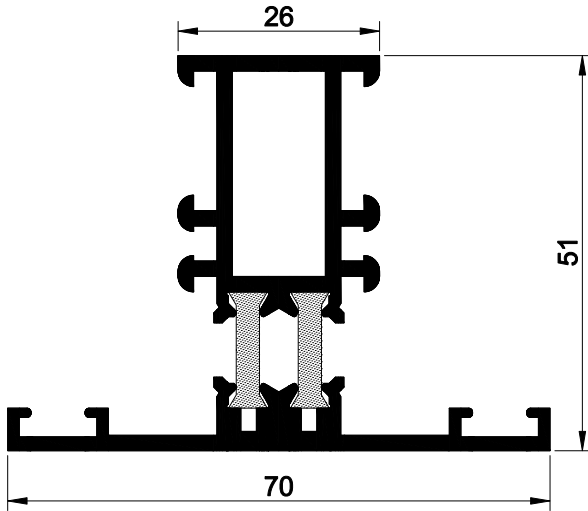


89-130

AĞIRLIK:1.408 kg/mt.

JX : 17.190 cm⁴

JY : 8.650 cm⁴

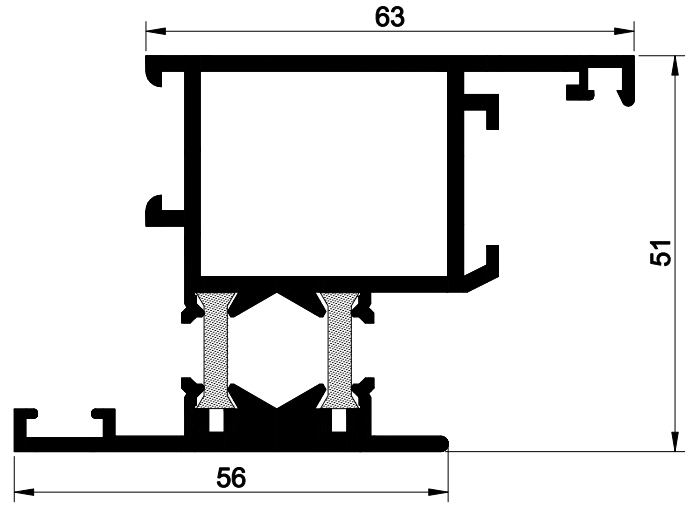


89-128

AĞIRLIK:1.476 kg/mt.

JX : 15.960 cm⁴

JY : 9.598 cm⁴



92-432

AĞIRLIK:1.722 kg/mt.

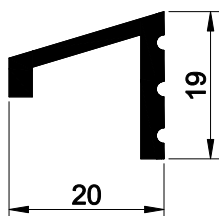
JX : 22.528 cm⁴

JY : 19.425 cm⁴



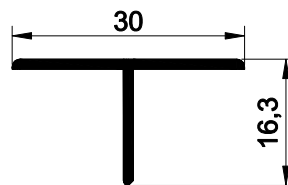
88-033

AĞIRLIK:0.140 kg/mt.



89-108

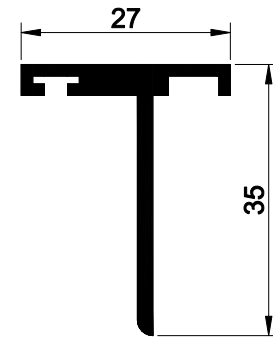
AĞIRLIK:0.262 kg/mt.



95-655

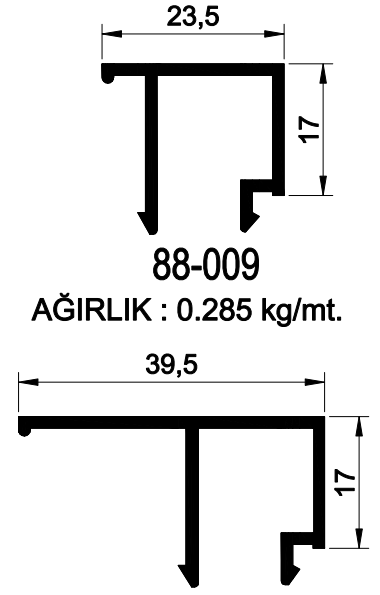
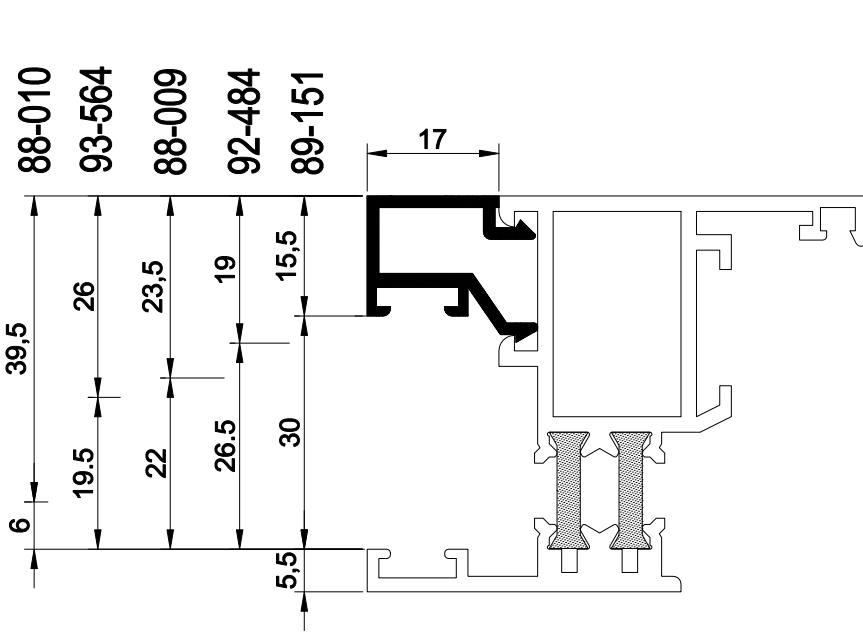
AĞIRLIK:0.156 kg/mt.

26-07-2003



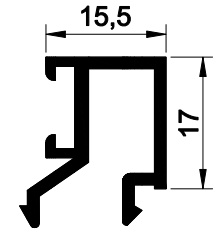
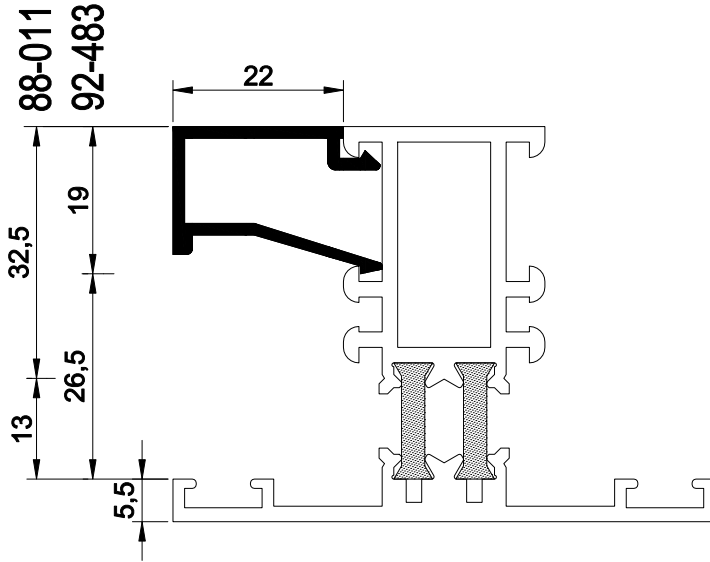
88-027

AĞIRLIK:0.386 kg/mt.

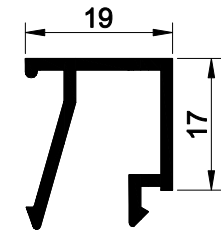


88-009
AĞIRLIK : 0.285 kg/mt.

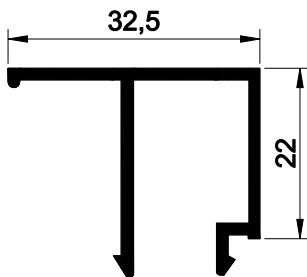
88-010
AĞIRLIK : 0.353 kg/mt.



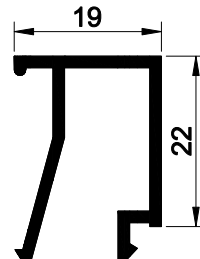
89-151
AĞIRLIK : 0.291 kg/mt.



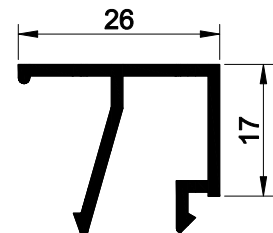
92-484
AĞIRLIK : 0.260 kg/mt.



88-011
AĞIRLIK : 0.364 kg/mt.



92-483
AĞIRLIK : 0.298kg/mt.
26-07-2003



93-564
AĞIRLIK : 0.299 kg/mt.

KÖŞE TAKOZLARI

Köşe Takozu Profil No:	Kesim Boyu (x) mm	Profil Kodu
89-100	26	89-130
02-1778	26	89-147 89-128
99-1054	26	92-432

89-100
AĞIRLIK: 4.169 kg/mt.

02-1778
AĞIRLIK: 4.046 kg/mt.

99-1054
AĞIRLIK: 9.235 kg/mt.

ÇEKTİRME PROFİLİ

Çektirme Profil No:	Kesim Boyu (x) mm	Profil Kodu
89-115	26	89-128

89-115
AĞIRLIK: 0.337 kg/mt.



2036
E.P.D.M. KANAT KULAK FİTİLİ



2222
E.P.D.M. KASA TAKOZ FİTİLİ



2077 (4mm için)
E.P.D.M. CAM FİTİLİ



2009-A (3mm için)
E.P.D.M. CAM FİTİLİ



2037 (3mm ve 5mm)
E.P.D.M. CAM FİTİLİ



2039
E.P.D.M. CAM FİTİLİ