















NO	PROFİL ŞEKLİ	PROFİL KODU	AÇIKLAMA	AĞIRLIK (kg/mt.)	SAYFA NO
1		03-2021 03-2020	Kasa Profili	1,840	2
2		01-1611 99-1137	Kanat Profili	1,467	2
3		95-670	Adaptasyon Profili	0,628	2
4		88-010	Çıta Profili	0,355	2
5		99-1138	Kanat Cam Çıta Profili	0.176	2
6		03-2019	Kapak Profili	0,420	2
7		92-447	Kasa T'si	0,346	3
8		00-1317	Kasa T'si	0,255	3
9		97-922	Köşe Takoğu	2,940	3
10		99-1151	Köşe Takoğu	7,195	3
11		91-314	Köşe Takoğu	4,333	3
12		88-033	Tij Profili	0,130	2
13		97-936	U Bağlantı Profili	0,412	3
14		98-979	U Bağlantı Profili	0,177	3