

















NO	PROFİL ŞEKLİ	PROFİL KODU	AÇIKLAMA	AĞIRLIK (kg/mt.)	SAYFA NO
1		05-2330	Kasa Profili	2.052	2
2		05-2330 07-2709	Kondens Kanallı Kasa Profili	2.266	2
3		05-2331	Yan Kanat Profili	1.340	2
4		05-2334	Üst ve Alt Kanat Profili	1.282	2
5		05-2329	Kenet Profili	0.756	2
6		07-2595	Takviyeli Kenet Profili	1.014	2
7		05-2333	Ray Profili	0.168	3
8		92-435	Sineklik Ray Profili	0.370	3
9		02-1732	Sineklik Kanat Profili	0.674	3
10		05-2332	Çektirme Profili	0.231	3
11		40 E 71	Bini Profili	0.202	3
12		05-2335	Kondens Kanalı Profili	0.251	3
13		04-2166	T Bini Profili	0.260	3
14		88-085	T Bini Profili	0.136	3
15		97-922	Köşe Takoza	2.940	3
16		99-1092	Köşe Takoza	2.640	3

NOT : Yukarıdaki profil birim ağırlıkları bilgisayarda tespit edilmiş,teorik ağırlıklardır.